

COVID-19 Planning

Latin America and The Caribbean (LAC)

10 August 2021

Contact



Version

Date	Description	Version
09JUN20	Original Document	1.0
01DEC20	Updated Covid-19 Country reports	1.27
08DEC20	Updated Covid-19 Country reports; addition of Paraguay subnational map in Paraguay report	1.28
15DEC20	Updated Covid-19 Country reports	1.29
05JAN21	Updated Covid-19 Country reports	1.30
12JAN21	Updated Covid-19 Country reports; Product paused	1.31
10AUG21	Product resumed; Updated Covid-19 country reports, Added regional summary	1.32

Contents:

10 August 2021 Updates:

- Latin America and The Caribbean Regional Case Summary
- Honduras COVID-19 Update, NDPBA Overview and Regional Comparison
- Guatemala COVID-19 Update, NDPBA Overview and Regional Comparison
- El Salvador COVID-19 Update, NDPBA Overview and Regional Comparison
- Nicaragua COVID-19, Update, NDPBA Overview and Regional Comparison
- Panama COVID-19 Update, NDPBA Overview and Regional Comparison
- Paraguay COVID-19 Update, NDPBA Overview and Regional Comparison
- Argentina COVID-19 Update, NDPBA Overview and Regional Comparison
- Jamaica COVID-19 Update, NDPBA Overview and Regional Comparison
- Dominican Republic COVID-19 Update, NDPBA Overview and Regional Comparison
- Trinidad and Tobago COVID-19 Update, NDPBA Overview and Regional Comparison

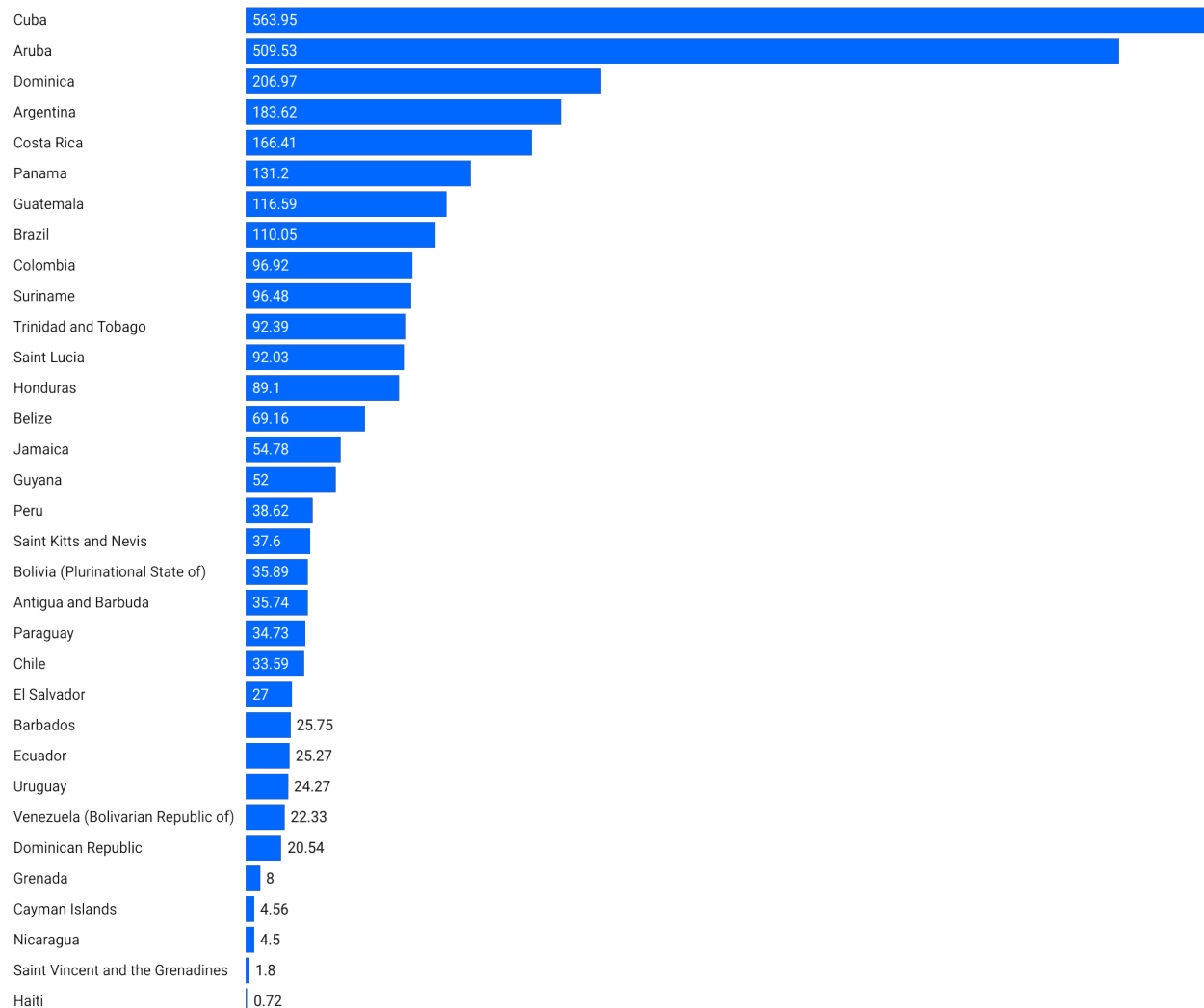


COVID-19 Case Summary, Latin America and The Caribbean

10 August 2021

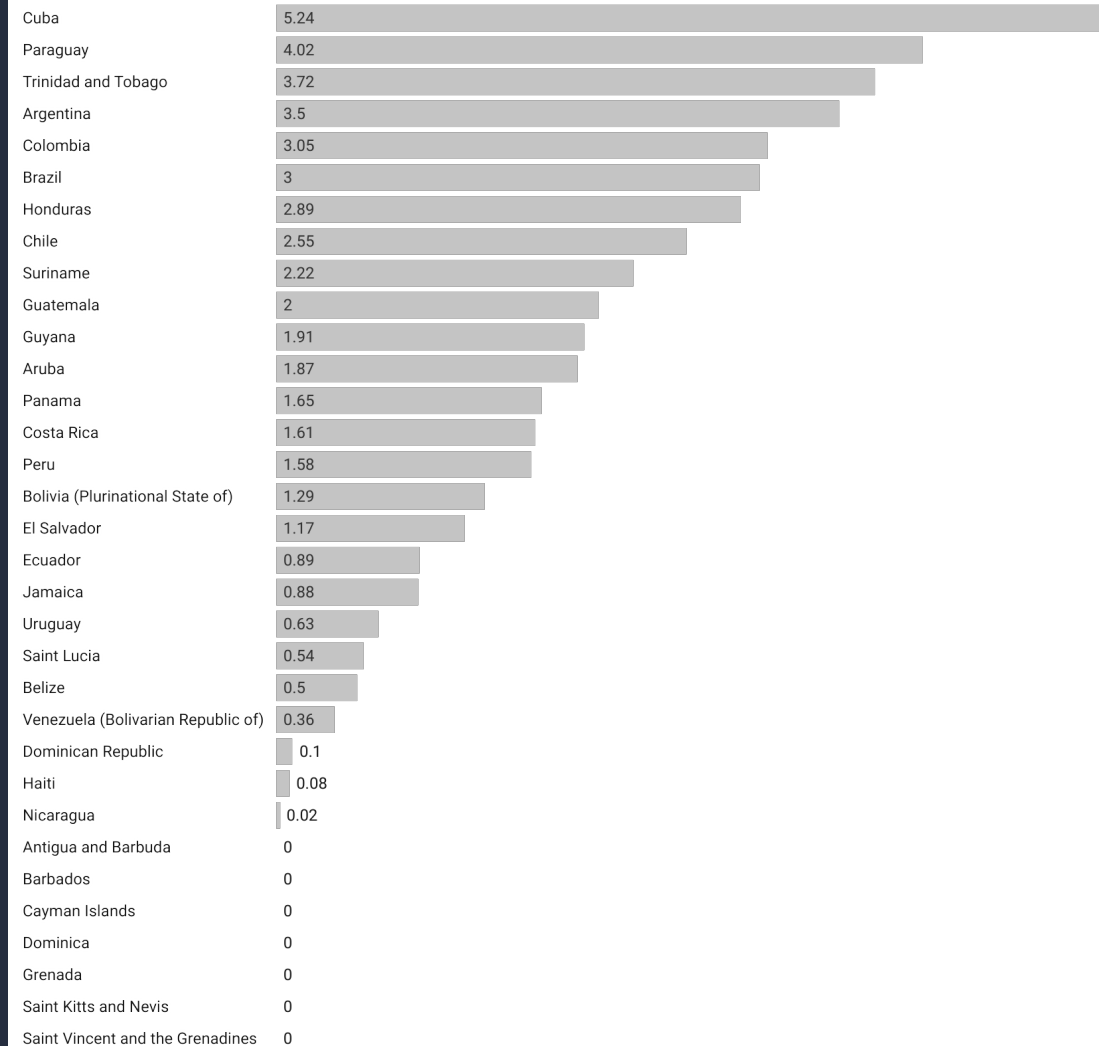


New COVID Cases in Last 7 Days (per 100,000)



Created with Datawrapper

New COVID Deaths in Last 7 Days (per 100,000)



Created with Datawrapper



Key demographics snapshot



9.9 MILLION
TOTAL POPULATION (2020)



729,876
ELDERLY POPULATION (60+)

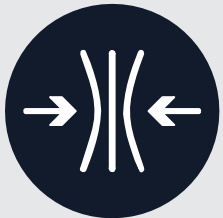
PDC Risk and Vulnerability Highlights



3 out of 28
LAC Vulnerability
Ranking



28 out of 30
LAC Coping Capacity
Ranking



5 out of 29
LAC Vulnerable Health
Status Ranking



25 out of 27
LAC Resilience
Ranking

LAC Healthcare Capacity Ranking: **29** out of 31



PHYSICIANS

3.14
per 10,000



NURSES / MIDWIVES

11.3
per 10,000



HOSPITAL BEDS

7
per 10,000




COVID-19: Honduras

10 AUGUST 2021



Honduras Summary



CASES SUMMARY

305,936 Cases - cumulative

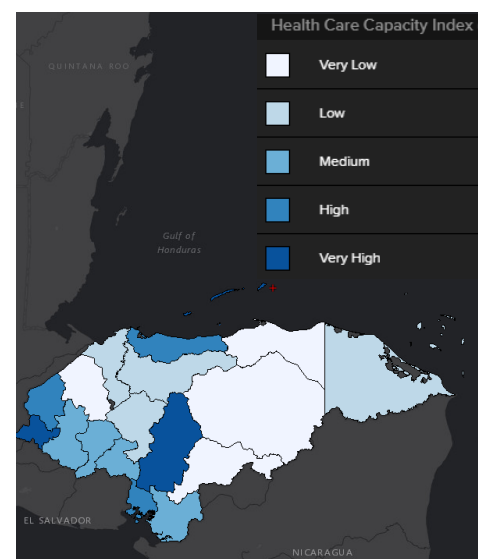
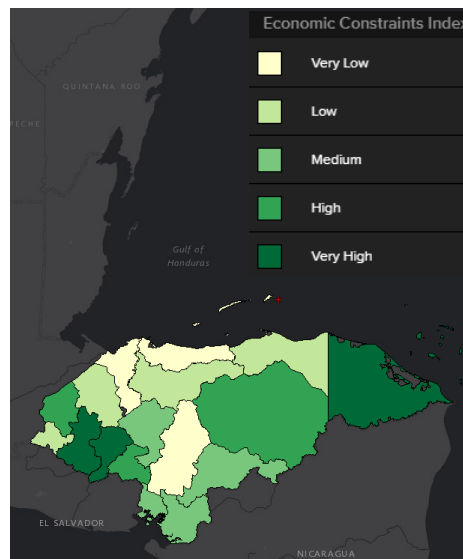
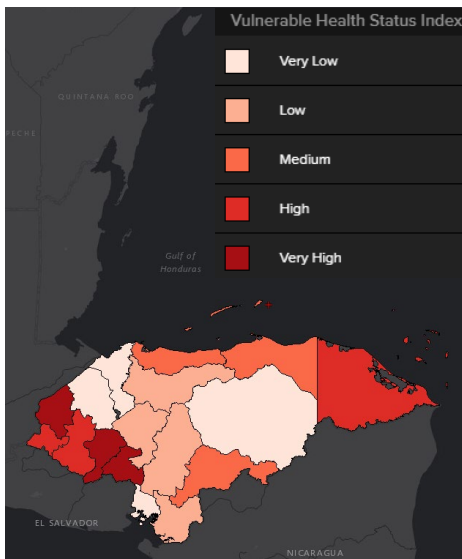
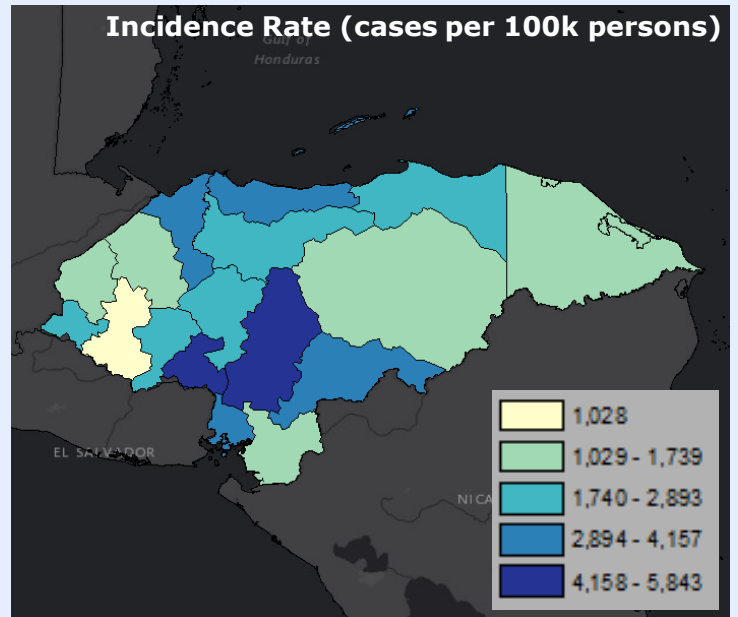
5,364 Cases - last 7d

-16% Cases - 7d change

8,120 Deaths - cumulative

218 Deaths - last 7d

+19% Deaths - 7d change



9.9 Million
TOTAL POPULATION

729,876
ELDERLY POPULATION
(60+)

Country	Cases	Deaths	Population	Age 60+	Hospital Beds per 10k Persons	Doctors / Nurses per 10k Persons
Guatemala	391,118	10,808	17.9 Million	1.3 Million	6	3.55 / 8.6
El Salvador	88,371	2,730	6.5 Million	782,086	13	15.69 / 4.1
Nicaragua	7,890	196	6.6 Million	575,438	9	10.06 / 13.8
Belize	14,438	339	397,621	30,363	13	11.26 / 19.6
Honduras	305,936	8,120	9.9 Million	729,876	7	3.14 / 11.3




COVID-19: Guatemala

10 AUGUST 2021



PDC | GLOBAL

Guatemala Summary



CASES SUMMARY

391,118 Cases - cumulative

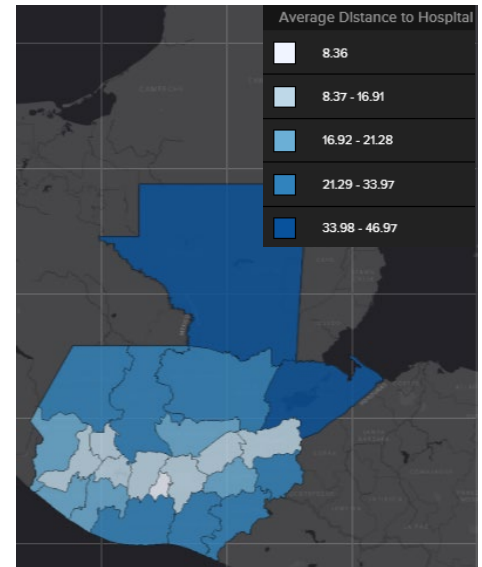
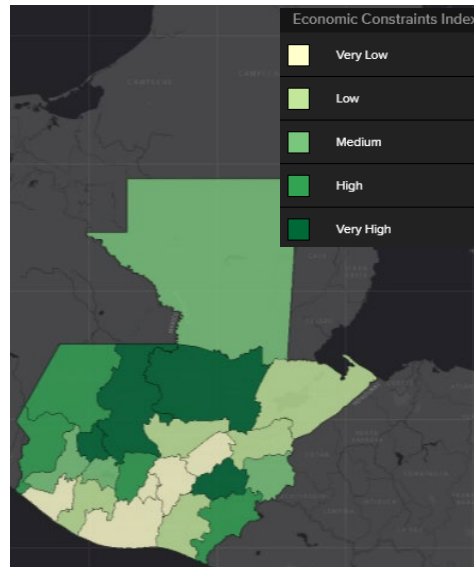
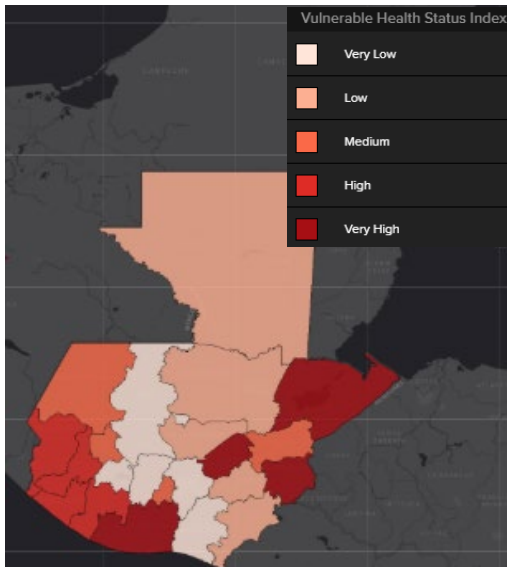
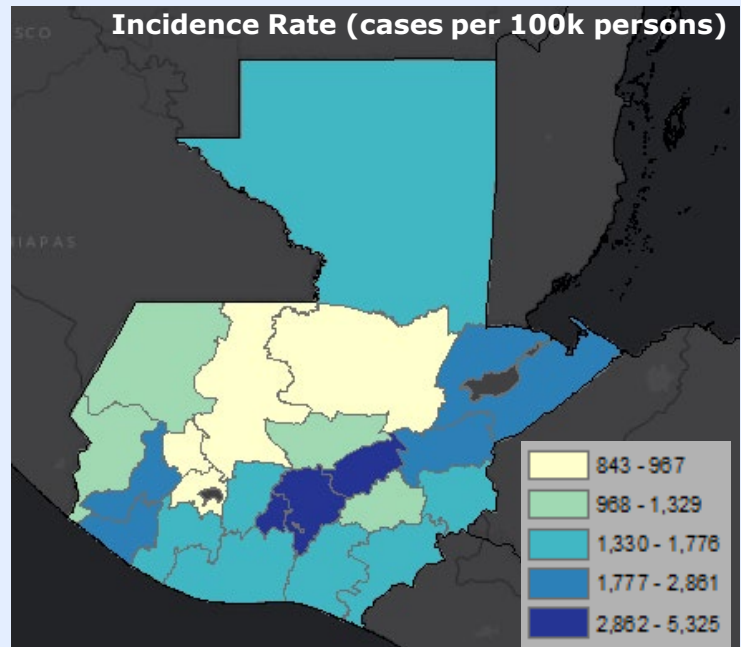
18,071 Cases - last 7d

+1% Cases - 7d change

10,808 Deaths - cumulative

325 Deaths - last 7d

+6% Deaths - 7d change



17.6 Million
TOTAL POPULATION

1.3 Million
ELDERLY POPULATION
(60+)

Country	Cases	Deaths	Population	Age 60+	Hospital Beds per 10k Persons	Doctors / Nurses per 10k Persons
Mexico	2,971,817	244,420	128.9 Million	14.5 Million	15	22.48 / 26.5
El Salvador	88,371	2,730	6.5 Million	782,086	13	15.69 / 4.1
Honduras	305,936	8,120	9.9 Million	729,876	7	3.14 / 11.3
Belize	14,438	339	397,621	30,363	13	11.26 / 19.6
Guatemala	391,118	10,808	17.6 Million	1.3 Million	6	3.55 / 8.6



Key demographics snapshot



17.9 MILLION
TOTAL POPULATION (2020)



1.3 MILLION
ELDERLY POPULATION (60+)

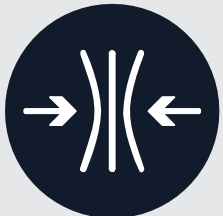
PDC Risk and Vulnerability Highlights



2 out of 28
LAC Vulnerability
Ranking



27 out of 30
LAC Coping Capacity
Ranking



4 out of 29
LAC Vulnerable Health
Status Ranking



26 out of 27
LAC Resilience
Ranking

LAC Healthcare Capacity Ranking: **30** out of 31



PHYSICIANS

3.55
per 10,000



NURSES / MIDWIVES

8.6
per 10,000



HOSPITAL BEDS

6
per 10,000



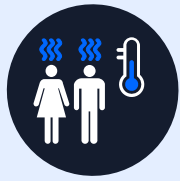
COVID-19: El Salvador

10 AUGUST 2021



PDC | GLOBAL

El Salvador Summary



CASES SUMMARY

88,371 Cases - cumulative

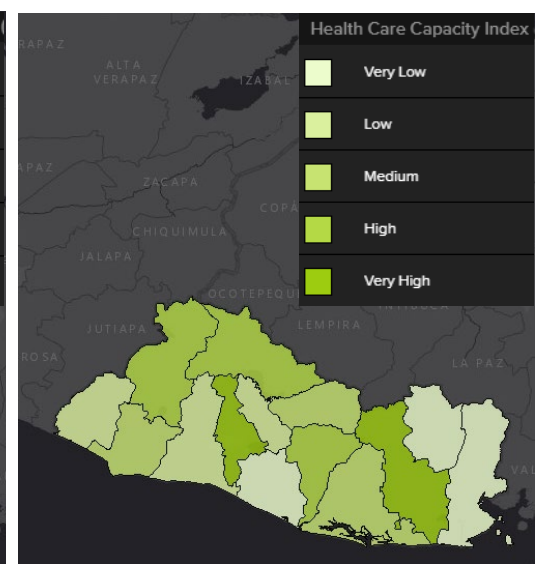
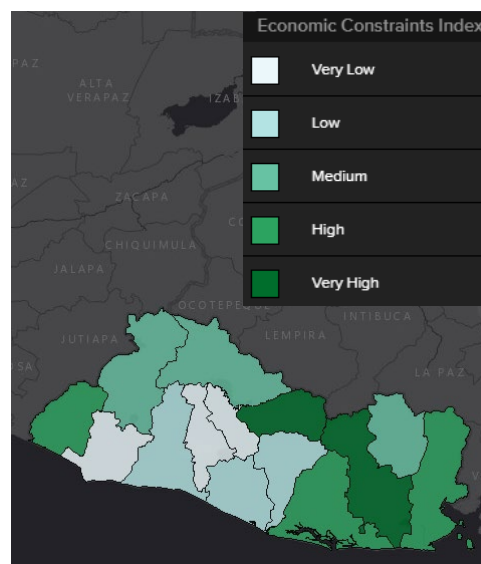
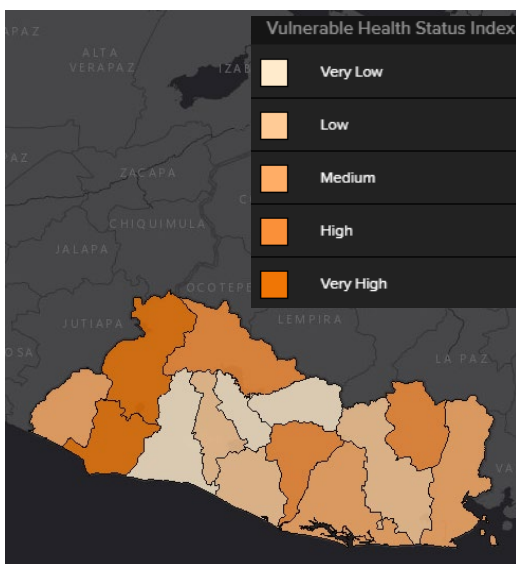
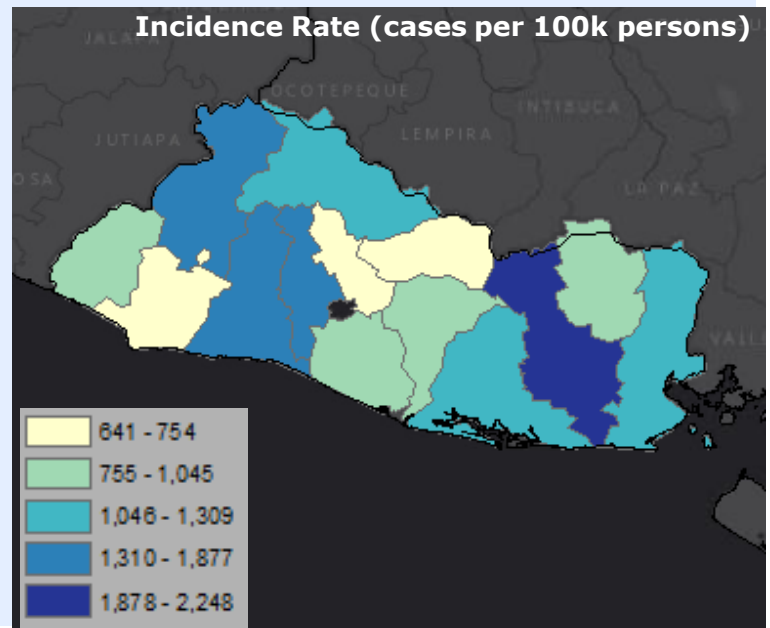
873 Cases - last 7d

-49% Cases - 7d change

2,730 Deaths - cumulative

67 Deaths - last 7d

-8% Deaths - 7d change



6.5 Million
TOTAL POPULATION

782,086
ELDERLY POPULATION
(60+)

Country	Cases	Deaths	Population	Age 60+	Hospital Beds per 10k Persons	Doctors / Nurses per 10k Persons
Nicaragua	7,890	196	6.6 Million	575,438	9	10.6 / 13.8
Honduras	305,936	8,120	9.9 Million	729,876	7	3.14 / 11.3
Guatemala	391,118	10,808	17.6 Million	1.3 Million	6	3.55 / 8.6
Costa Rica	419,574	5,144	5.1 Million	766,611	12	11.5 / 8
El Salvador	88,371	2,730	6.5 Million	782,086	13	15.69 / 4.1



Key demographics snapshot



6.5 MILLION
TOTAL POPULATION (2020)



782,086
ELDERLY POPULATION (60+)

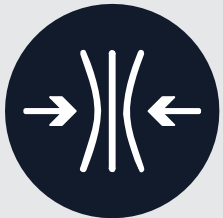
PDC Risk and Vulnerability Highlights



5 out of 28
LAC Vulnerability
Ranking



24 out of 30
LAC Coping Capacity
Ranking



11 out of 29
LAC Vulnerable Health
Status Ranking



22 out of 27
LAC Resilience
Ranking

LAC Healthcare Capacity Ranking: **25** out of 31



PHYSICIANS

15.69
per 10,000



NURSES / MIDWIVES

4.1
per 10,000



HOSPITAL BEDS

13
per 10,000



Key demographics snapshot



6.6 MILLION
TOTAL POPULATION (2020)



575,438
ELDERLY POPULATION (60+)

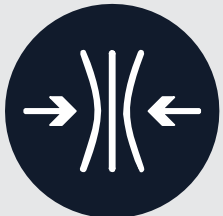
PDC Risk and Vulnerability Highlights



9 out of 28
LAC Vulnerability
Ranking



25 out of 30
LAC Coping Capacity
Ranking



5 out of 29
LAC Vulnerable Health
Status Ranking



21 out of 27
LAC Resilience
Ranking

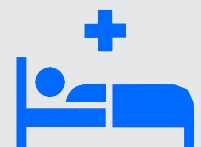
LAC Healthcare Capacity Ranking: **23** out of 31



PHYSICIANS
10.06
per 10,000



NURSES / MIDWIVES
13.8
per 10,000



HOSPITAL BEDS
9
per 10,000




COVID-19: Nicaragua

10 AUGUST 2021



PDC | GLOBAL

Nicaragua Summary



CASES SUMMARY

7,890 Cases - cumulative

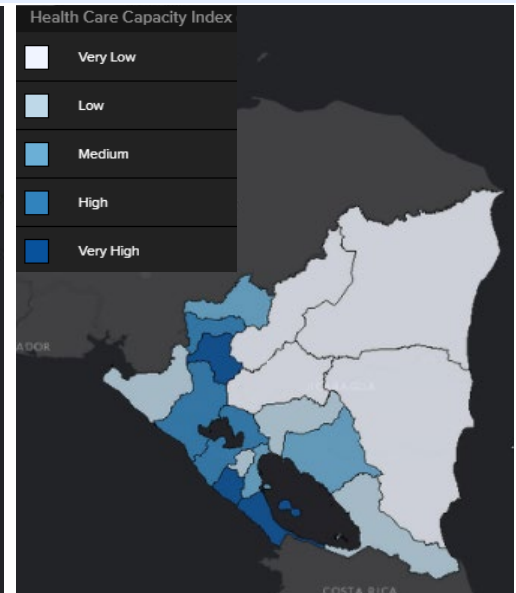
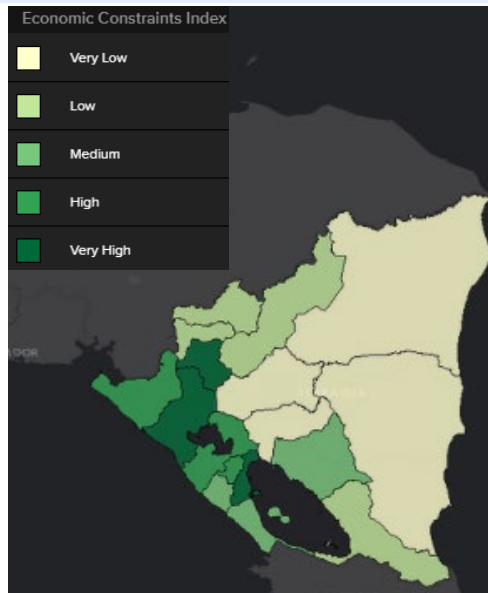
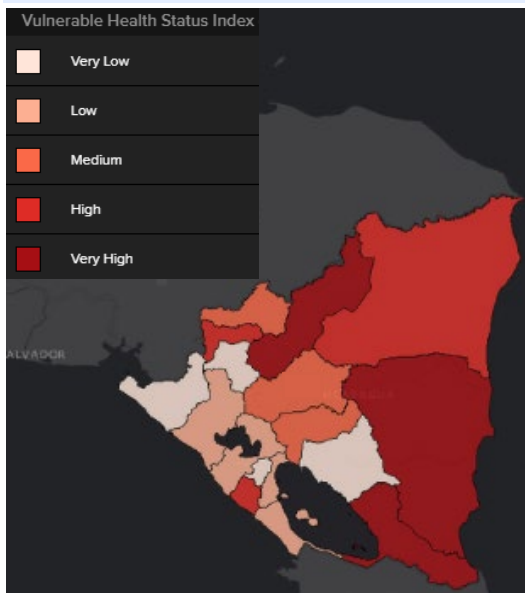
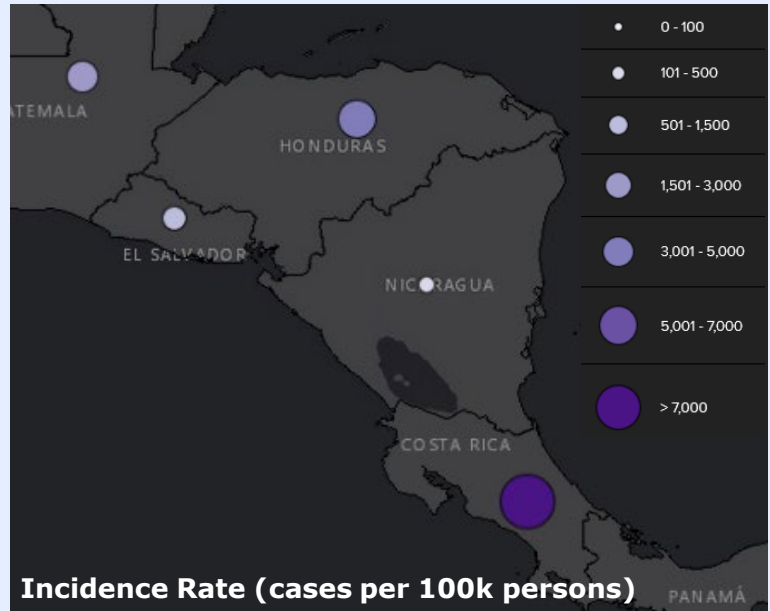
0 Cases - last 7d

+2% Cases - 7d change

196 Deaths - cumulative

0 Deaths - last 7d

0% Deaths - 7d change



6.6 Million
TOTAL POPULATION

575,438
ELDERLY POPULATION
(60+)

Country	Cases	Deaths	Population	Age 60+	Hospital Beds per 10k Persons	Doctors / Nurses per 10k Persons
Guatemala	391,118	10,808	17.9 Million	1.3 Million	6	3.55 / 8.6
El Salvador	88,371	2,730	6.5 Million	782,086	13	15.69 / 4.1
Honduras	305,936	8,120	9.9 Million	729,876	7	3.14 / 11.3
Costa Rica	419,574	5,144	5.1 Million	766,611	12	11.5 / 8
Nicaragua	7,890	196	6.6 Million	575,438	9	10.06 / 13.8



Key demographics snapshot



4.3 MILLION
TOTAL POPULATION (2020)



528,156
ELDERLY POPULATION (60+)

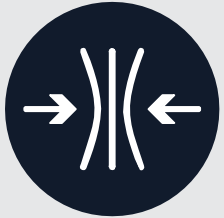
PDC Risk and Vulnerability Highlights



11 out of 28
LAC Vulnerability Ranking



12 out of 30
LAC Coping Capacity Ranking



11 out of 29
LAC Vulnerable Health Status Ranking



14 out of 27
LAC Resilience Ranking

LAC Healthcare Capacity Ranking: **12** out of 31



PHYSICIANS
15.7
per 10,000



NURSES / MIDWIVES
23.3
per 10,000




HOSPITAL BEDS
23
per 10,000



COVID-19: Panama

10 AUGUST 2021

Panama Summary



CASES SUMMARY

442,295 Cases - cumulative

5,483 Cases - last 7d

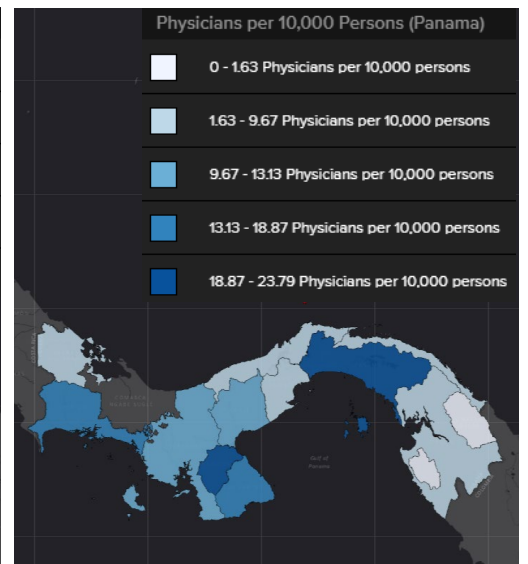
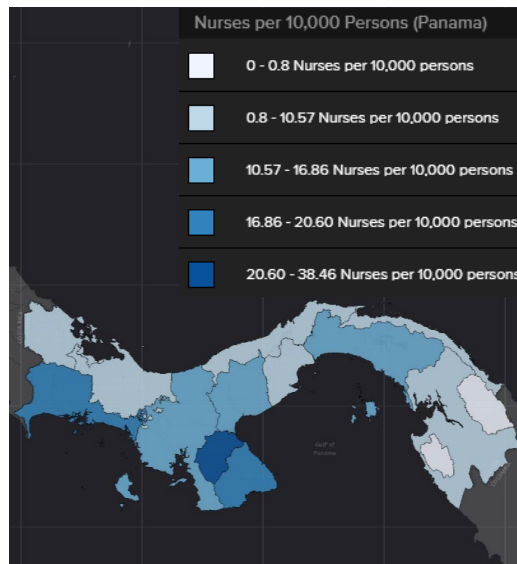
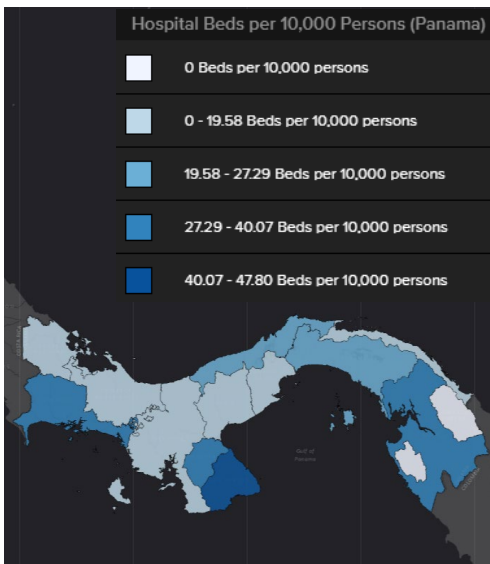
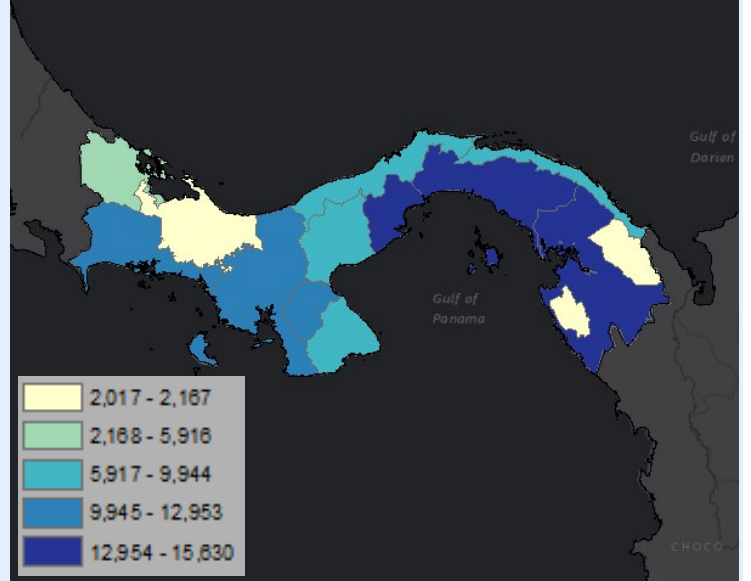
-6% Cases - 7d change

6,906 Deaths - cumulative

64 Deaths - last 7d

-5% Deaths - 7d change

Incidence Rate (cases per 100k persons)



4.3 Million
TOTAL POPULATION

528,156
ELDERLY POPULATION
(60+)

Country	Cases	Deaths	Population	Age 60+	Hospital Beds per 10k Persons	Doctors / Nurses per 10k Persons
Costa Rica	419,574	5,144	5.1 Million	766,611	12	11.5 / 8
Colombia	4,838,984	122,458	50.9 Million	6.7 Million	15	20.84 / 10.8
Nicaragua	7,890	196	6.6 Million	575,438	9	10.6 / 13.8
Honduras	305,936	8,120	9.9 Million	729,876	7	3.14 / 11.3
Panama	442,295	6,906	4.3 Million	528,156	23	15.7 / 23.3



Key demographics snapshot



7.1 MILLION
TOTAL POPULATION (2020)



706,170
ELDERLY POPULATION (60+)

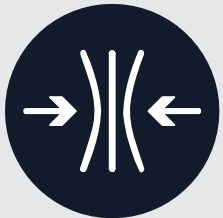
PDC Risk and Vulnerability Highlights



13 out of 28
LAC Vulnerability
Ranking



22 out of 30
LAC Coping Capacity
Ranking



7 out of 29
LAC Vulnerable Health
Status Ranking



15 out of 27
LAC Resilience
Ranking

LAC Healthcare Capacity Ranking: **20** out of 31



PHYSICIANS
13.66
per 10,000



NURSES / MIDWIVES
10.5
per 10,000



HOSPITAL BEDS
13
per 10,000




COVID-19: Paraguay

10 AUGUST 2021



Paraguay Summary



CASES SUMMARY

455,120 Cases - cumulative

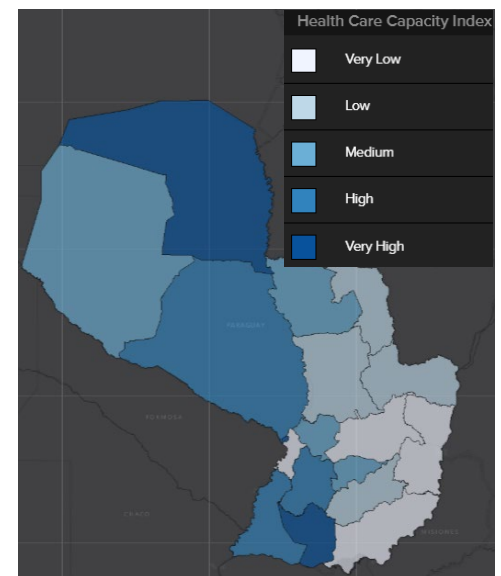
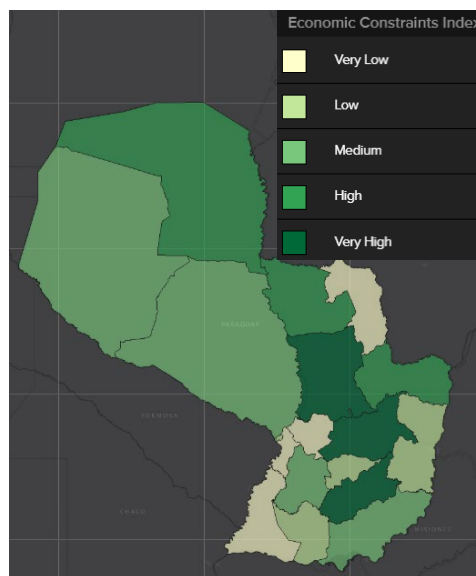
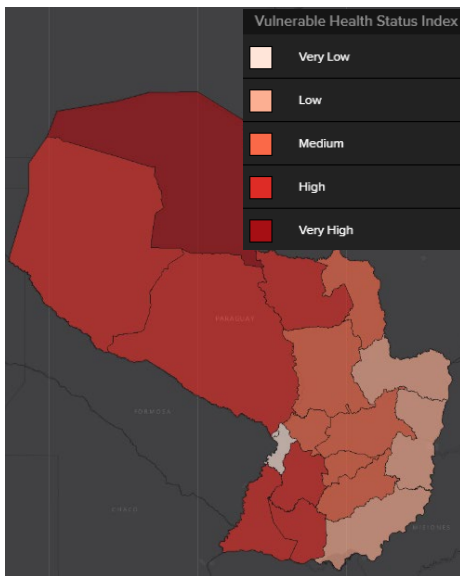
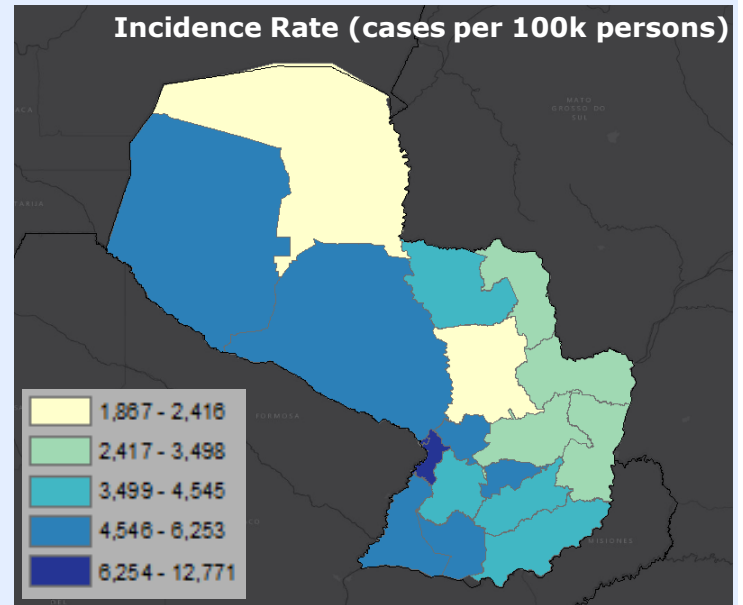
2,089 Cases - last 7d

-25% Cases - 7d change

15,293 Deaths - cumulative

207 Deaths - last 7d

-41% Deaths - 7d change



7.1 Million
TOTAL POPULATION

706,170
ELDERLY POPULATION
(60+)

Country	Cases	Deaths	Population	Age 60+	Hospital Beds per 10k Persons	Doctors / Nurses per 10k Persons
Bolivia	478,063	17,983	11.7 Million	1.2 Million	11	16.11 / 10.1
Brazil	20,165,672	563,151	212.6 Million	29.9 Million	22	21.5 / 74.4
Uruguay	382,506	5,986	3.5 Million	702,925	28	50.5 / 55.5
Argentina	5,018,895	107,459	45.2 Million	7 Million	50	39.6 / 42.1
Paraguay	455,120	15,293	7.1 Million	706,170	13	13.66 / 10.5



Key demographics snapshot



45.2 MILLION
TOTAL POPULATION (2020)



7 MILLION
ELDERLY POPULATION (60+)

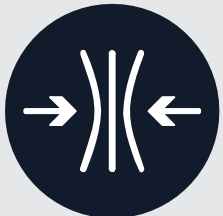
PDC Risk and Vulnerability Highlights



16 out of 28
LAC Vulnerability
Ranking



13 out of 30
LAC Coping Capacity
Ranking



23 out of 29
LAC Vulnerable Health
Status Ranking



10 out of 27
LAC Resilience
Ranking

LAC Healthcare Capacity Ranking: **2** out of 31



PHYSICIANS

39.6
per 10,000



NURSES / MIDWIVES

42.1
per 10,000



HOSPITAL BEDS

50
per 10,000




COVID-19: Argentina

10 AUGUST 2021



Argentina Summary



CASES SUMMARY

5,018,895 Cases - cumulative

71,865 Cases - last 7d

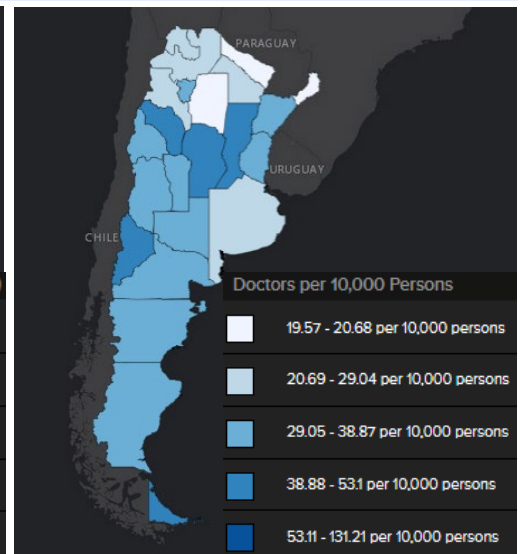
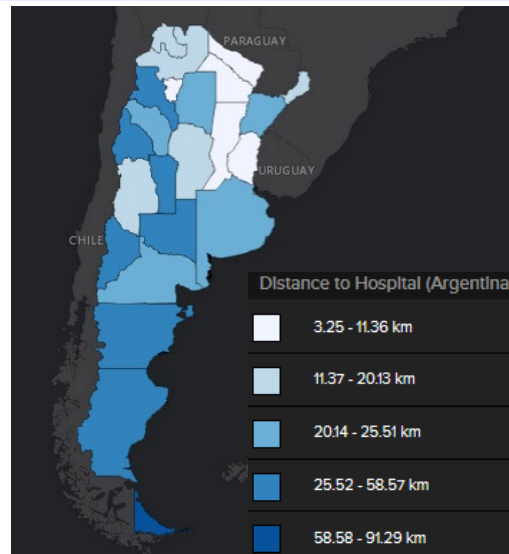
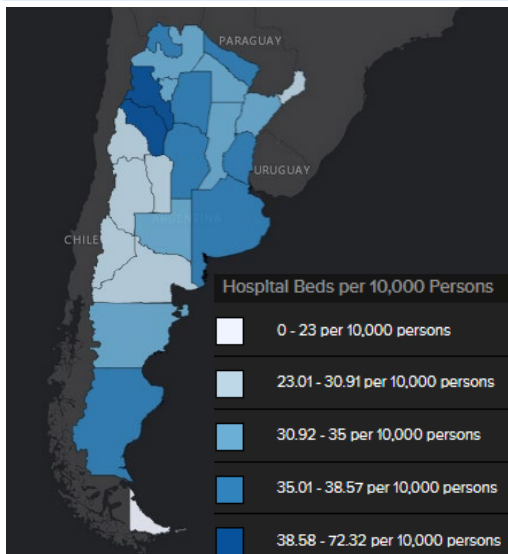
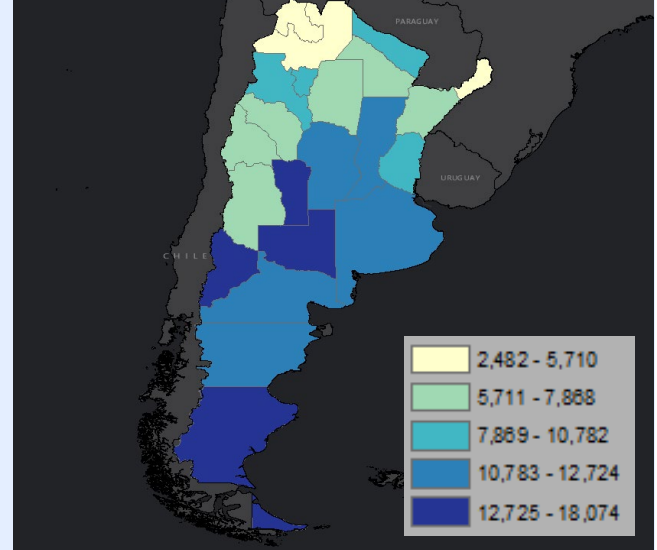
-7% Cases - 7d change

107,459 Deaths - cumulative

1,414 Deaths - last 7d

-1% Deaths - 7d change

Incidence Rate (cases per 100k persons)



45.2 Million
TOTAL POPULATION

7 Million
ELDERLY POPULATION
(60+)

Country	Cases	Deaths	Population	Age 60+	Hospital Beds per 10k Persons	Doctors / Nurses per 10k Persons
Chile	1,624,316	36,107	19.1 Million	3.3 Million	22	10.8 / 1.5
Bolivia	478,063	17,983	11.7 Million	1.2 Million	11	16.11 / 10.1
Paraguay	455,120	15,293	7.1 Million	706,170	13	13.66 / 10.5
Brazil	20,165,672	563,151	212.6 Million	29.9 Million	22	21.5 / 74.4
Uruguay	382,506	5,986	3.5 Million	702,925	28	50.5 / 55.5
Argentina	5,018,895	107,459	45.2 Million	7 Million	50	39.6 / 42.1



Key demographics snapshot



3.0 MILLION
TOTAL POPULATION (2020)



392,930
ELDERLY POPULATION (60+)

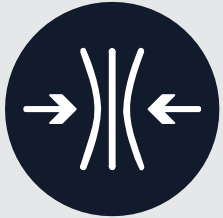
PDC Risk and Vulnerability Highlights



21 out of 28
LAC Vulnerability
Ranking



15 out of 30
LAC Coping Capacity
Ranking



11 out of 29
LAC Vulnerable Health
Status Ranking



9 out of 27
LAC Resilience
Ranking

LAC Healthcare Capacity Ranking: **15** out of 31



PHYSICIANS

13.2
per 10,000



NURSES / MIDWIVES

16.7
per 10,000



HOSPITAL BEDS


17
per 10,000



COVID-19: Jamaica

10 AUGUST 2021

Jamaica Summary



CASES SUMMARY

55,140 Cases - cumulative

1,597 Cases - last 7d

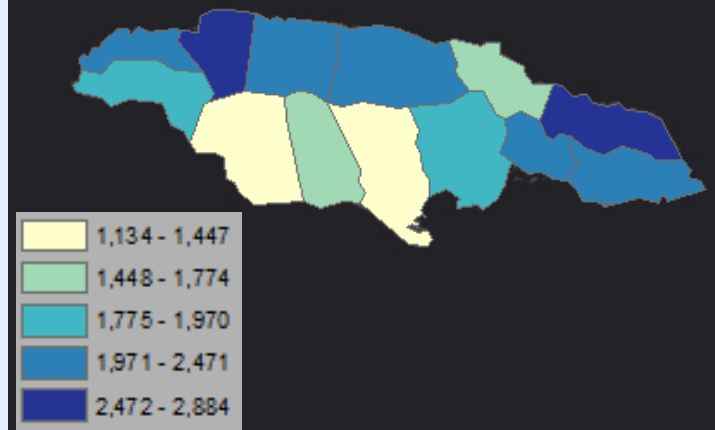
+36% Cases - 7d change

1,231 Deaths - cumulative

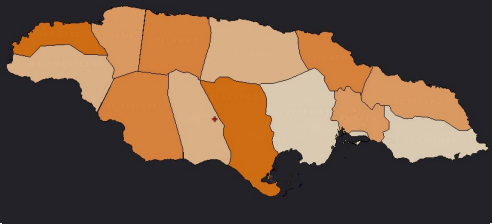
28 Deaths - last 7d

+58% Deaths - 7d change

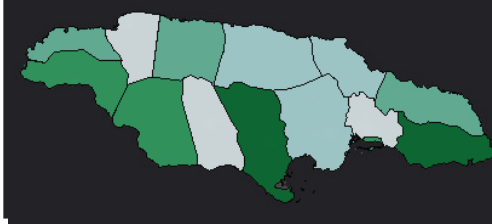
Incidence Rate (cases per 100k persons)



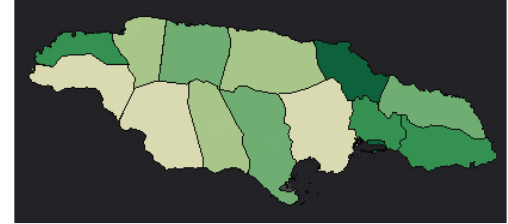
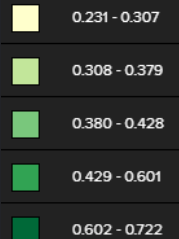
Vulnerable Health Status Index



Economic Constraints Index



Health Care Capacity Index



3.0 Million
TOTAL POPULATION



392,930
ELDERLY POPULATION
(60+)

Country	Cases	Deaths	Population	Age 60+	Hospital Beds per 10k Persons	Doctors / Nurses per 10k Persons
Cuba	466,169	3,515	11.3 Million	2.4 Million	52	81.9 / 79.8
Haiti	20,389	569	11.4 Million	883,001	7	2.35 / 1
Dominican Republic	344,625	3,974	10.8 Million	1.2 Million	16	15.6 / 13.3
Belize	14,438	339	397,621	30,363	13	11.26 / 19.6
Jamaica	55,140	1,231	3.0 Million	392,930	17	13.2 / 16.7



Key demographics snapshot



10.8 MILLION
TOTAL POPULATION (2020)



1.2 MILLION
ELDERLY POPULATION (60+)

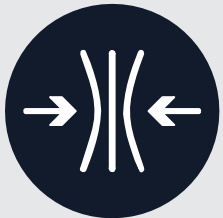
PDC Risk and Vulnerability Highlights



5 out of 28
LAC Vulnerability
Ranking



19 out of 30
LAC Coping Capacity
Ranking



9 out of 29
LAC Vulnerable Health
Status Ranking



19 out of 27
LAC Resilience
Ranking

LAC Healthcare Capacity Ranking: **17** out of 31



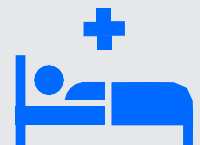
PHYSICIANS

15.6
per 10,000



NURSES / MIDWIVES

13.3
per 10,000




HOSPITAL BEDS

16
per 10,000



Dominican Republic Summary



CASES SUMMARY

344,625 Cases - cumulative

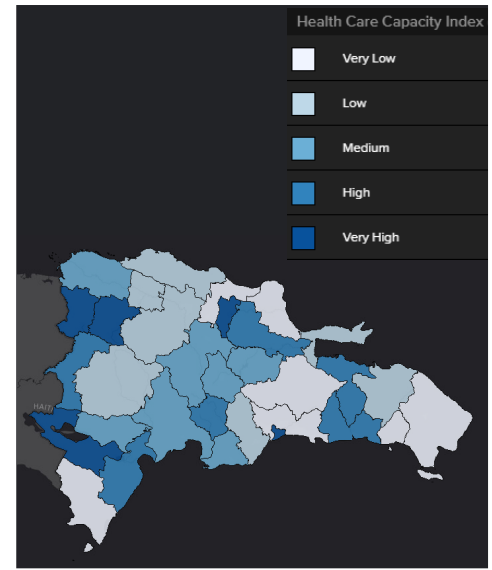
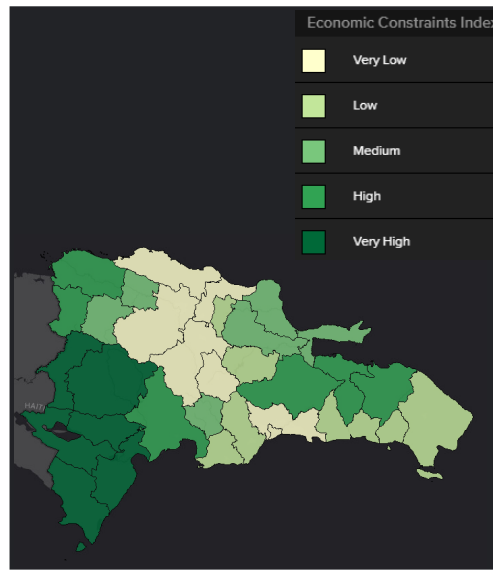
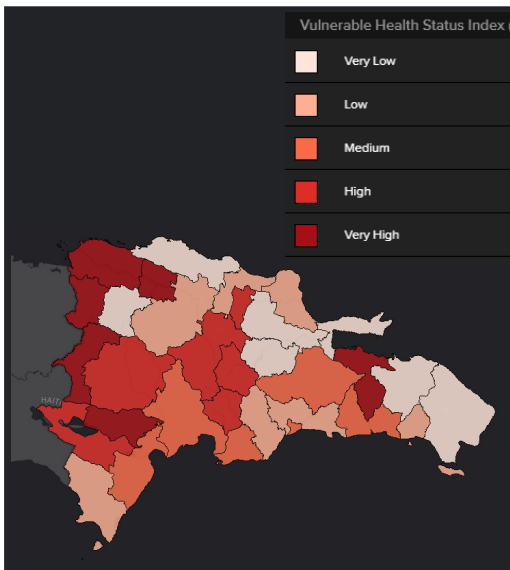
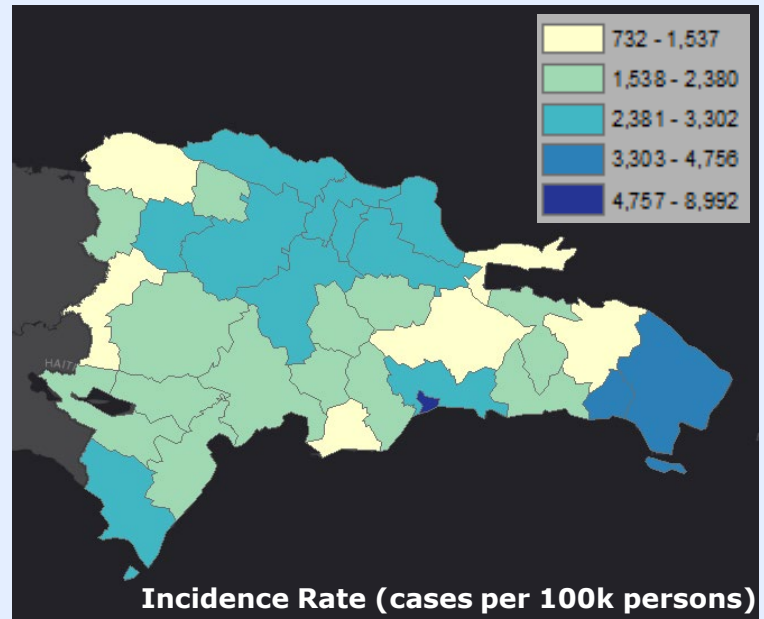
1,775 Cases - last 7d

-16% Cases - 7d change

3,974 Deaths - cumulative

6 Deaths - last 7d

-70% Deaths - 7d change



10.8 Million
TOTAL POPULATION

1.2 Million
ELDERLY POPULATION
(60+)

Country	Cases	Deaths	Population	Age 60+	Hospital Beds per 10k Persons	Doctors / Nurses per 10k Persons
Cuba	466,169	3,515	11.3 Million	2.4 Million	52	81.9 / 79.8
Haiti	20,389	569	11.4 Million	883,001	7	2.35 / 1
Jamaica	55,140	1,231	3.0 Million	392,930	17	13.2 / 16.7
Belize	14,438	339	397,621	30,363	13	11.26 / 19.6
Dominican Republic	344,465	3,974	10.8 Million	1.2 Million	16	15.6 / 13.3



Key demographics snapshot



1.4 MILLION
TOTAL POPULATION (2020)



236,863
ELDERLY POPULATION (60+)

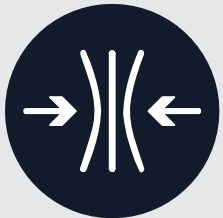
PDC Risk and Vulnerability Highlights



24 out of 28
LAC Vulnerability
Ranking



7 out of 30
LAC Coping Capacity
Ranking



14 out of 29
LAC Vulnerable Health
Status Ranking



3 out of 27
LAC Resilience
Ranking

LAC Healthcare Capacity Ranking: **8** out of 31



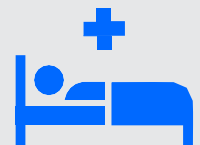
PHYSICIANS

26.7
per 10,000



NURSES / MIDWIVES

32.8
per 10,000




HOSPITAL BEDS

30
per 10,000



Trinidad and Tobago Summary



CASES SUMMARY

40,233 Cases - cumulative

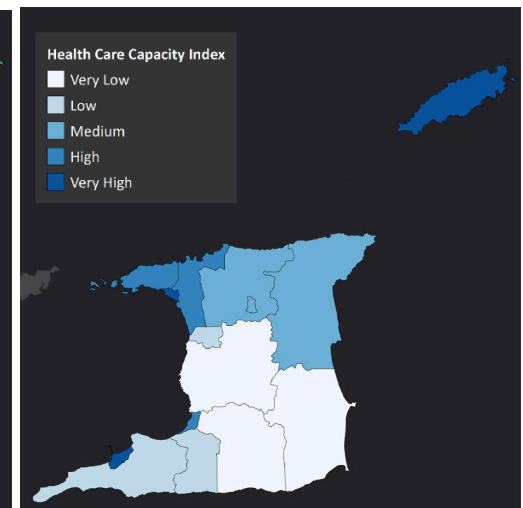
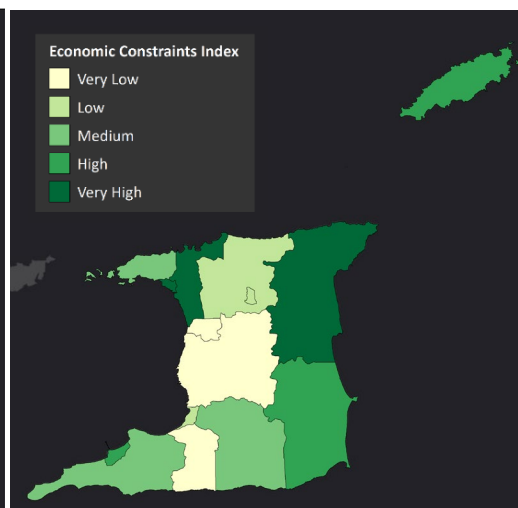
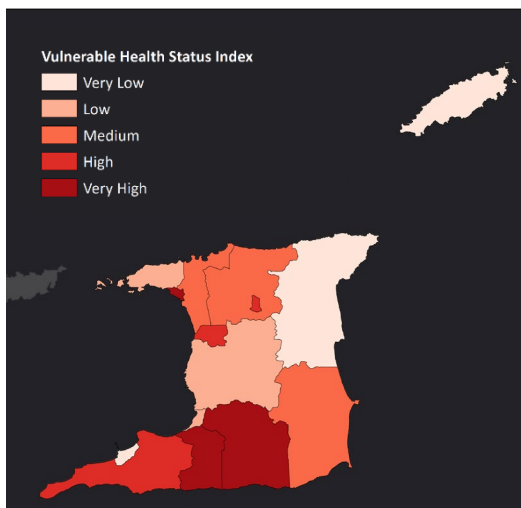
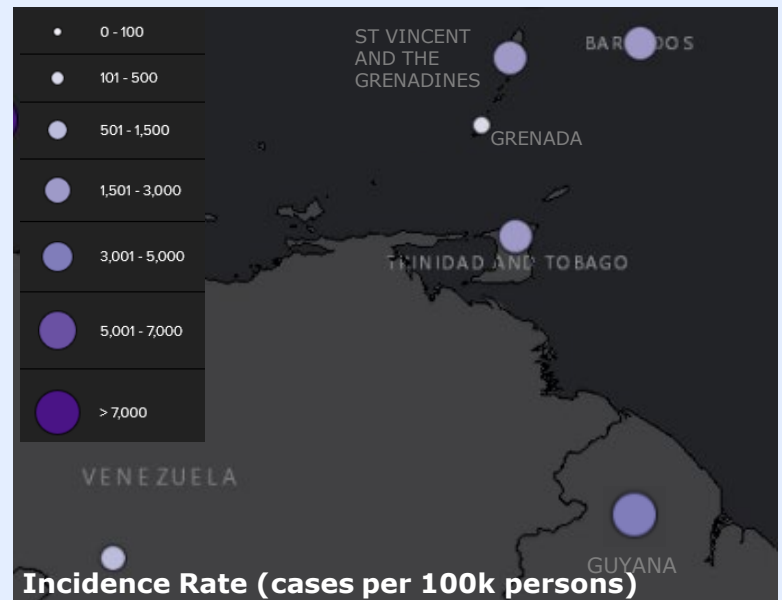
1,194 Cases - last 7d

-4% Cases - 7d change

1,137 Deaths - cumulative

45 Deaths - last 7d

-4% Deaths - 7d change




1.4 Million
TOTAL POPULATION



236,863 Million
ELDERLY POPULATION
(60+)

Country	Cases	Deaths	Population	Age 60+	Hospital Beds per 10k Persons	Doctors / Nurses per 10k Persons
Venezuela	312,931	3,705	28.4 Million	3.4 Million	8	19.25/11.2
Guyana	22,982	559	786,559	85,303	16	7.99/5.3
Barbados	4,471	48	287,371	66,536	58	24.89/48.6
Jamaica	55,140	1,231	3.0 Million	392,930	17	13.2 / 16.7
Bahamas	15,794	307	389,482	29,146	29	19.37/39.8
Trinidad and Tobago	40,233	1,137	1.4 Million	236,863	30	26.7/32.8